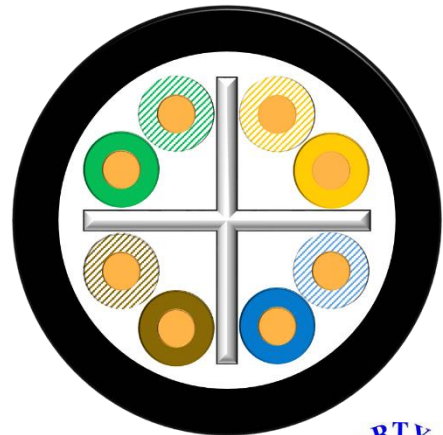




Draka UC400 Cat. 6 U/UTP 23 AWG

Ethernet cable up to 250 MHz



Application

Generic cabling systems
 Primary (Campus), Secondary (Riser), Tertiary (Horizontal)
 IEEE 802.3: 10Base-T; 100Base-T; 1000Base-T
 IEEE 802.5 16 MB; ISDN; TPDDI; ATM
 IEEE 802.3af (PoE); IEEE 802.3at (PoE+)

Standards

ANSI EIA/TIA 568-C.2; ISO/IEC 11801 2nd Ed.; IEC 61156-5 2nd Ed.; EN 50173-1; EN 50288

Construction

Conductor	Solid copper wire Nom. $\geq \varnothing 0.545$ (23AWG)
Insulation	PE, Nom. $\varnothing 0.98$ mm
Twisting	2 cores to the pair
Cable Lay Up	4 pairs to the core non-metallic cross separator
Sheath/Sheath Colour	PVC or LSZH: GREY (RAL7035), BLUE (RAL5012) or VIOLET (RAL4005); or PE: BLACK
Outer Diameter	Nom. $\varnothing 6.0$ mm
Approximate Weight	Nom. 38.9 (PVC), 40.6 (LSZH) and 35.8 (PE) kg/km

Draka UC400 Cat. 6 U/UTP 23 AWG

Mechanical properties

Bend radius	With Load	$\geq 8 \times O.D$
	No Load	$\geq 4 \times O.D$
Temperature range	During operation	-20°C to +60°C
	During installation	0°C to +50°C
Maximum Pulling Force	During installation	100 N

Electrical properties

Characteristic Impedance	1-100 MHz	$100 \pm 15 \Omega$
	100-250 MHz	$100 \pm 22 \Omega$
DC Loop Resistance		$\leq 187.6 \Omega/km$
DC Resistance Unbalance		$\leq 5\%$
Mutual Capacitance (@1 kHz)		$\leq 5.6 \text{ nF}/100m$
Capacitance Unbalance	Pair to ground	$\leq 330 \text{ pF}/100m$
Velocity of Propagation		Nom. 65%
Propagation Delay (@250 MHz)		$\leq 536.0 \text{ ns}/100m$
Delay Skew		$\leq 45 \text{ ns}/100m$

Freq. (MHz)	Max. Attenuation (dB)	Min. NEXT(dB)	Min. PS-NEXT (dB)	Min. ACR-F (dB)	Min. PS-ACRF (dB)	Min. Return Loss (dB)
1.0	2.0	74.3	72.3	67.8	64.8	20.0
4.0	3.8	65.3	63.3	55.8	52.8	23.0
16.0	7.6	56.2	54.2	43.7	40.7	25.0
100.0	19.8	44.3	42.3	27.8	24.8	20.1
250.0	32.8	38.3	36.3	19.8	16.8	17.3

Note1: All tests include 401 points swept frequency measurements

Note2: All electrical characteristics are given at 20°C

note3: All above stated values are nominal and subject to changes

Note4: Transmission performance based on 100 m (328 ft)

Fire Rating

PVC	IEC 60332-1
LSZH	IEC 60332-1; IEC 60754-1 & -2; IEC 61034
LSFRZH	IEC 60332-1; IEC 60332-3-24; IEC 60754-1 & -2; IEC 61034

Draka UC400 Cat. 6 U/UTP 23 AWG

Ordering Information

SAP 1C	UC P/N	Product Description	P.U
1000134	60088	UC 400 Cat 6 UTP 23 AWG PVC	305m/box
TBC	60088BL	UC 400 Cat 6 UTP 23 AWG PVC BLUE	305m/box
60017496	60075	UC 400 Cat 6 UTP 23 AWG LSZH	305m/box
TBC	60075BL	UC 400 Cat 6 UTP 23 AWG LSZH BLUE	305m/box
TBC	60075VT	UC 400 Cat 6 UTP 23 AWG LSZH VIOLET	500m/reel
60016055	60034	UC 400 Cat 6 UTP 23 AWG PE, Outdoor	500m/reel
TBC	60048	UC 400 Cat 6 UTP 23 AWG LSFRZH	500m/reel
TBC	60048BL	UC 400 Cat 6 UTP 23 AWG LSFRZH BLUE	500m/reel

Marking:

Marked in 1 meter intervals as follows:

**DRAKA UC400 U/UTP <SHEATH> CAT 6 CABLE P/N <PART NUMBER> VERIFIED TO EN 50288 ISO/IEC 11801
ANSI/TIA-568-C.2 <FC> <BATCHCODE> <XXX>M**

<SHEATH>: PVC / LSZH / LSFRZH

<PART NUMBER>: Cable part number

<FC>: Draka defined factory Code

<BATCHCODE>: Factory defined tracking code MM/YYYY or WW/YYYY

<XXX>: Increasing length marking by 1 metre

Logistic

Packing:

PVC / LSZH: Reelex Box II; PE / LSFRZH: Wooden Drum.

Delivery Lengths:

PVC / LSZH: 305m per box; PE / LSFRZH: 500m per drum.

Packaging Info

Box design: Refer to Cat6 UUTP Reelex Box II

Label design: Refer to UC Category Cable Label

Draka UC400 Cat. 6 U/UTP 23 AWG

Enquiries

Please contact our local sales office or mms.asia@prysmiangroup.com

Multimedia Solutions is the data communication portfolio of Prysmian Group and comprises all the necessary portfolio of cable solutions for data communication.

Ask about UC CONNECT for a complete Structure Cabling Solutions with 25 Years System Warranty.

Visit www.DrakaUC.com for more information.

© PRYSMIAN GROUP 2017, All Rights Reserved

All sizes and values without tolerances are reference values. Specifications are for product as supplied by Prysmian Group: any modification or alteration afterwards of product may give different result.

The information contained within this document must not be copied, reprinted or reproduced in any form, either wholly or in part, without the written consent of Prysmian Group. The information is believed to be correct at the time of issue. Prysmian Group reserves the right to amend this specification without prior notice. This specification is not contractually valid unless specifically authorised by Prysmian Group.